

8 Accounts Payable



Adept Financials .NET's Accounts Payable module gives you the ability to efficiently keep track and process your A/P transactions. Job / project payable With advanced features like "Multi-Vendor

Payables" and "Vendor Prepayments," vendor payments have become so much easier to do!

If your company employs sales people on commission basis, our Commission Wizard will make even the most complex commission tasks like "split commissions" and "commission deductions for late payments" seem like a picnic!

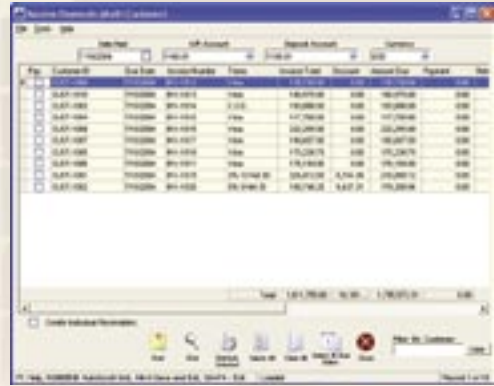


Accounts Payable Partial Feature List

Please feel free to contact us if you do not see one of your required features listed here.

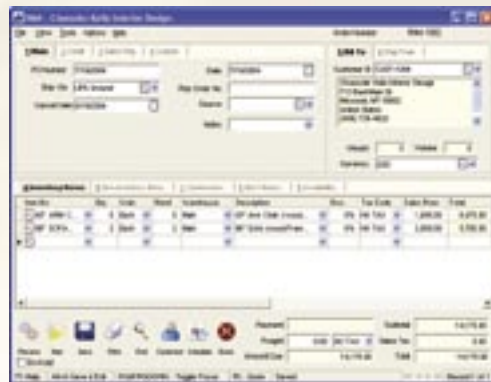
- » Accounts Payable Features
- » Unlimited number of Vendors
- » Unlimited number of Payables
- » Unlimited number of Bills, Local Purchase Receipts, External Purchase Receipts and Debit Memos.
- » Unlimited number of Prepayments.
- » Unlimited number of Sales Reps and Sales Rep Groups.
- » Very flexible Bill paying.
- » Several methods of searching available from the Search forms.
- » Advanced Custom Criteria in all search forms.
- » Ability to create, view and edit Bills.
- » Bills can be duplicated to reduce data entry time.
- » Unlimited number of inventory items can be added to a Bill.
- » Create a Bill in a different currency.
- » Ability to select a Bill in the Recurring Transactions form.
- » Access Vendors and change information from the Bills form.
- » Ability to give line item discounts in the Bills and Purchase Receipt forms.
- » Enter unlimited contact logs for each Vendor.
- » View Vendor history from the Bills and Purchase Receipt forms.
- » View Item Purchase History from the Bills and Purchase Receipt forms.
- » View Purchase Transaction History from the Bills and Purchase Receipt forms.
- » Ability to add a new vendor on the fly from the Bills and Purchase Receipt forms.
- » Pay a Bill from within the Bills form.
- » 1099 Vendors.
- » Unlimited Units of Measure for each inventory item.
- » Payments made to a Vendor can be applied to open Bills manually or automatically to the oldest bill.
- » Customizable check design.
- » Setup Default Bank Account Information.
- » Setup Default Payable Account Information.
- » Edit Inventory items right from the Bills and Purchase Receipt forms.
- » Add serial numbers on the fly to Bills and Purchase Receipt forms.
- » View Stock Details for each inventory item in the Bills and Purchase Receipt forms.
- » Ability to change the line item sort order for the Bills and Purchase Receipt forms.
- » Ability to change the Chart of Accounts impacted for each items on the Bills and Purchase Receipt forms.
- » View Inventory Warehouse details for each item in the Bills and Purchase Receipt forms.
- » Print Bill details from the Bills form.
- » Use the Purchase Receipt form to receive inventory.
- » Ability to create, view and edit Purchase Receipts.
- » Access Inventory Items from the Purchase Receipt form.
- » Enter expenses from within a Purchase Receipt form.
- » Purchase Receipts can be duplicated to reduce data entry time.
- » Option to display inventory items for the selected vendor only in Bills and Purchase Receipt forms.
- » Ability to Track Discounts in General Ledger.
- » Add items from existing Purchase Orders into the Purchase Receipt form.
- » Change Vendor information from within the Purchase Receipt.
- » Create a Purchase Receipt in a different currency.
- » Ability to select a Purchase Receipt in the Recurring Transaction form.
- » Access Vendor information from within the Purchase Receipt
- » Print Purchase Receipt details from within the form.
- » Pay the Vendor from within a Purchase Receipt.
- » Use the Payables Multi Vendor form to pay multiple vendors in a fast and simple way.
- » Use the Pay Bills form to enter detailed information and pay a single Vendor.
- » Pay multiple open purchase transactions from either the Multi Vendor form or the Pay Bills form.
- » Ability to automatically apply payments to the payables.
- » Print checks quick and easy from the Payables.
- » Ability to print Voucher, Standard and Wallet style checks with payable details.
- » Ability to view purchase transactions from within the Payables forms.
- » View detailed Payable History.
- » Access purchase transactions from Payables History.
- » Access Vendor information and contact log information from the Accounts Payable area.
- » Ability to apply vendor prepayments to payables at a later date.
- » Ability to enter Vendor Opening Balances when setting up your company.
- » Ability to Batch Post transaction for all Payable Transactions.
- » Ability to Recap prior to posting a Bill or Purchase Receipt.
- » Ability to Unpost Bills and Purchase Receipt transaction.
- » Ability to Unpost Payables.
- » Ability to void or delete checks if a Payable is unposted.
- » Ability to Unpost Vendor Prepayments.
- » Quick and easy access to all necessary Account Payable reports.
- » Very powerful Report Generator with flexible report criteria for every report.
- » Ability to Save Unlimited Custom Advanced Report Search Criteria for each report.
- » Ability to add an unlimited number of user defined fields to the Vendor form.
- » Unlimited number of Vendor Types.
- » Ability to create a new Bill or Purchase Receipt from the Vendor form.
- » Powerful Sales Tax Groups for detailed sales tax reporting.
- » Ability to charge interest on late payments based on terms in the payables.
- » Ability to apply discounts for early payments based on terms in the payables.
- » Ability to handle returned payments for insufficient funds in the payables.
- » Payables Review form shows details of selected payable.
- » Payables History form can be filtered to show paid, unpaid or all payables.
- » Payables can track unapplied amounts.
- » Payables can handle credits based on overpayments.
- » New Report wizard can be used to quickly create new reports.
- » Ability to create and save custom reports with the available Advanced Reports module.
- » Ability to sort reports in any order.
- » Using the Security form menu items can be removed for certain users.
- » Using the Security form reports can be removed for certain users.

8 Accounts Receivable



You can now manage your Accounts Receivables in a very effortless manner, largely due to the powerful features incorporated within Adept Financials .NET's Accounts Receivables module. Its user-friendly interface gives you the ability to quickly invoice your customers and enter payments. Adept Financials .NET can even work with online data of

a leading credit agency to give you live, up to date credit information (separate membership fee required) at the time of invoicing, thereby reducing bad debt expense and increasing profits in a big way!



Accounts Receivable Partial Feature List

Please feel free to contact us if you do not see one of your required features listed here.

- » Customer payments can be applied manually to a specific invoice or automatically to the oldest invoice.
- » Generate quotes / order / invoices in multiple currencies.
- » Apply payments from customers towards an unlimited number of open invoices at one time.
- » Apply a payment from a single customer towards an unlimited number of accounts at one time. (Great for chain stores!)
- » Register customer deposits and credit them towards future purchases.
- » Quick access to customer notes and transaction history during AR review allowing you the ability to quickly recall a customer's past conversations while servicing them.
- » Accounts Receivable balance broken down into 'current', 30, 60, 90 day periods.
- » Link to the Manufacturers Credit Cooperative data during order entry.
- » The ability to put customers on Credit Hold.
- » Automatically calculate and create finance charges invoices
- » Flexible Pricing Options
 - » Negotiated prices with individual customers for particular items - for a period of time
 - » Up to 20 user defined pricing levels
 - » The last price paid
 - » Price quotations
 - » The quantity ordered of the item
 - » % Markup of Cost
 - » % Margin from Cost
 - » % Customer Discount
 - » % Percent can be different for different items on sales order or invoice.
 - » Sale Prices - with beginning and expire dates
- » Flexible Commission Options
 - » Default Sales Person Commission
 - » Special Customer Commission
 - » Special Commissions by Item / Quantity Ordered or Selling Price
 - » Negotiated Commissions
 - » Manual Commissions
 - » Split Commissions
- » Assign sales person's order number to quote/order/invoice
- » Copy previous sales order or invoice to new sales order or invoice
- » Use Company Logos on picking ticket / packing list / sales order / quotation / invoice
- » Ability to view customer history and phone log during quotes / order / invoices
- » RMA Management
- » Automatically total UPS shipping charges and transfer to invoice (requires UPS Module)
- » Support for cartons / pallets / cube / weight on order / invoice
- » Assign "source" codes to customers / orders / invoices to track advertising / promotions / trade show performance.
- » Support multi delivery option
- » Create invoice from multi delivery
- » Print custom messages on picking ticket / packing list / sales order / quotation / invoice
- » Flexible customer statement options
- » Multiple "Units of Measure" per inventory item
- » Change "Units of Measure" during quotes / order / invoices
- » Unlimited User Defined fields in quotes / orders / invoices / customers
- » Check stock levels as items are being ordered / invoiced
- » Ability to "allocate" items
- » Real time stock details
- » Lookup warehouse stock details during order / invoicing
- » Automatically create back order / production order
- » Display customer notes during quotes / order / invoices
- » Remembers customers who do not want backorders
- » Automatically create purchase orders within invoicing for out of stock items
- » Inventory descriptions can contain up to 32,000 characters of text - with spell check!
- » Edit customer information without leaving order / invoice
- » Add / edit inventory information without leaving order / invoice
- » Unlimited line items per order / invoice
- » Create "misc" charges within order / invoice
- » Multiple orders can be combined into a single invoice.
- » Supports "drop ship's".
- » Supports "ship from" locations.
- » E.D.I. support via 3rd party software
- » Prepayments by credit card, cash or check.
- » Supports "one - time" customers.
- » Unlimited notes per order / invoice
- » User defined or auto generated numbering (customer id, order #, invoice #delivery notes , etc.)
- » Can change id numbers at any time - will update all corresponding transactions
- » Payment terms with discounted and due dates
- » Assign shipping warehouse by item in orders / invoices
- » Assign Inventory Serial Numbers in invoicing
- » Auto assign payments to oldest invoices.
- » Support for customer prepayments
- » Support for customer overpayments
- » Support for credit memos
- » Ability to "write-off" small amounts when entering payments
- » Support for bounced checks
- » Undeposited checks option for more accurate bank reconciliation
- » Contact and phone number fields for each customer's A/P contact
- » Ability to post individual transactions - or in a batch
- » Ability to preview General Ledger entries - before posting / printing
- » Optionally track invoicing discounts in General Ledger

Adept Web .NET

E-commerce is a powerful revenue generator but it often means more work for business owners because of the integration difficulties with their accounting software. Adept Web .NET



makes integration easier by providing you with a simple point-and-click tool to manage your e-commerce.

On-line transactions are now easy to manage with inventory and customer information instantly updated in "real-time." Orders placed

through the Internet are immediately entered into Adept Financials .NET, while its Web site creation wizard makes setting up your Web site with Adept Web .NET a snap. Adept Web .NET is written in ASP.NET using the "code behind" procedure (wherein the code is separated from the design) so customizing won't require a programmer and items can easily be added, removed or edited on the fly through our Web-based content editor.



Adept Web .NET also has an impressive list of features to improve your Web site's performance including news feeds, customer special pricing, discounting and featured products. This will allow you to tailor your Web experience for each visitor which is the only proven way to get results and keep your Web site customers coming back for more.



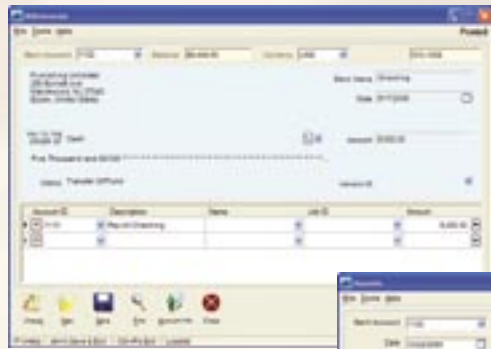
 Adept Financials .NET


SUNSHINE COMPUTER SYSTEMS

8 Banking



The Adept Financials .NET Banking module gives you the ability to quickly handle your bank accounts in a very user-friendly environment. Complex tasks such as Bank Account reconciliation, Credit Card reconciliation and Recurring Transactions are easily processed, saving you precious time and manpower.



Banking Partial Feature List

Please feel free to contact us if you do not see one of your required features listed here.

- » Unlimited Number of Bank Accounts
- » A Bank Account List allowing the cash accounts to be viewed along with account balances.
- » A ledger is associated with each account so that transaction and balances can be easily viewed.
- » Store detailed account information for each cash account created.
- » Check numbers that chronologically increase as you write checks.
- » Detailed find forms make find a check simple.
- » Security options can be set to allow only certain users access to the Banking area.
- » Unlimited Number of Payees stored for convenience.
- » Support for "one time only" vendors.
- » Checks can be posted individually - or in batches.
- » Unlimited number of ledger accounts can be associated with one check.
- » Convenient recap feature displays what accounts will be impacted when the item is posted.
- » Ability to write checks on "the fly".
- » Write Checks using a different currency.
- » The ability to write checks without entering the payee as a vendor.
- » A deposit feature that allows you to allocate accounts receivable payments to an "Undeposited Funds" account which later can be deleted and batched into a deposit for a superior audit trail.
- » PDC Tracking , PDC collections
- » Ability to print a deposit slip.
- » Reference a job while making a deposit, writing a check or making a withdrawal.
- » Check Reconciliation allows you to keep your bank account totals accurate and up to date.



- » The ability to unclear a transaction from the bank ledger should an error have been made.
- » A Credit Card Account List displays credit card accounts that can be accessed at the same time showing account balances.
- » Enter easily all credit card charges as well as any credit card returns.
- » Credit Card Reconciliation makes it a breeze to keep track of your credit card expenses and payments.
- » Easy to use Bank Reconciliation form.
- » The ability to print reconciliation's prior to clearing all transactions.
- » A Recurring Transaction form makes it simple to setup checks, deposits, withdrawals to be recurred on designated basis.
- » Easily access all necessary banking reports.



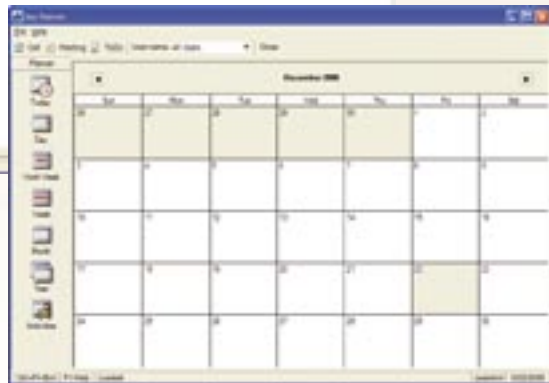
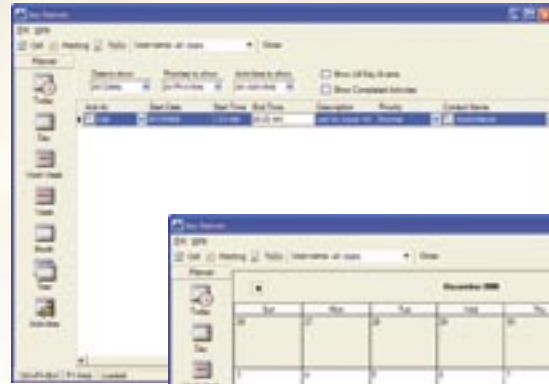
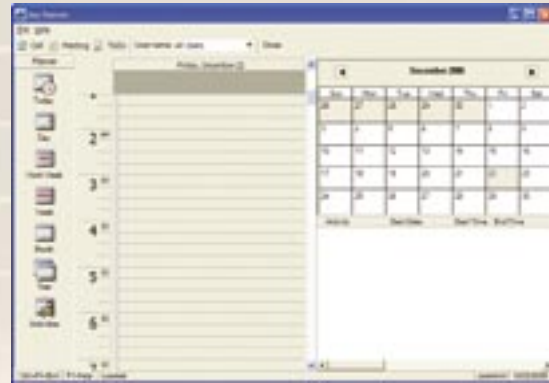
8 CRM

Manage Your Business

With a schedule that grown busier by the day, it can be hard to keep track of all of the things you have to do, much less keeping up with everything that your employees are doing. The



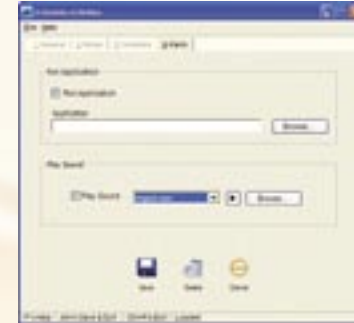
new Day Planner Add-on will help you to effectively manage your calendar with alerts that tell you when you've got an upcoming scheduled activity and a Task List that allows you to track projects from inception to completion. You can view your calendar in daily, weekly or monthly stages and easily drill down to see the detail behind any activity or contact.



 Adept Financials .NET

Grow Your Business

Lead generation is expensive and time-consuming, so make sure that none of your prospects fall through the cracks with the right contact management tools. Adept.Net will not only allow you to track history and contacts with every prospect and customer, but also notes and user-defined tabs that will allow you to store information gathered during the qualification process. The auto-scheduling feature will allow each user to automatically schedule follow-up activities each time a prospect or customer is created. You can set an alert to have a salesperson schedule a product demo two days after the initial contact, or schedule a customer service representative to do a post-purchase survey 15 days after your prospect becomes a customer. This will ensure follow-through for your customer on every level and they won't forget it




SUNSHINE COMPUTER SYSTEMS

8 Fixed Asset Module



Managing your fixed assets is a comprehensive task including keeping track of depreciation expenses, maintenance costs, and insurance policies related to the fixed assets. The Fixed Assets application area in Adept.net helps



you save time related to these activities and frees them to focus on their business.



Adept Financials .NET's Fixed Asset Module contains myriads of stunning features, giving you the ability to track all your fixed asset starting from Asset location, manufacture, model, serial numbers, date place on

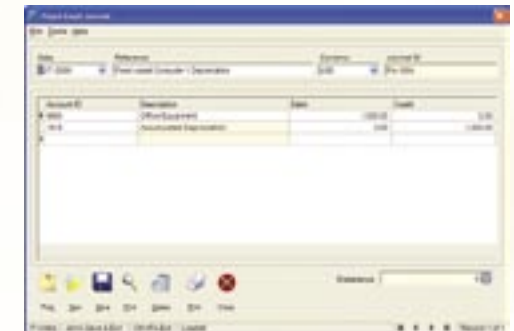
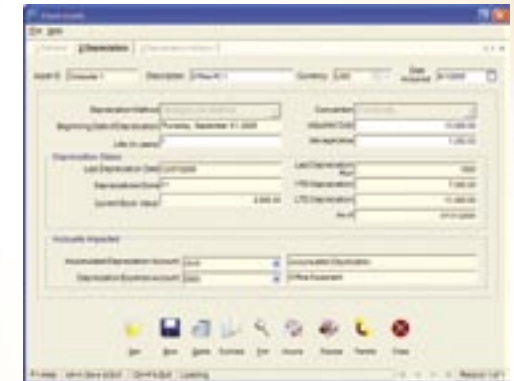
serves, retirement date, adjustment cost for assets, salvage value, depreciation els.....



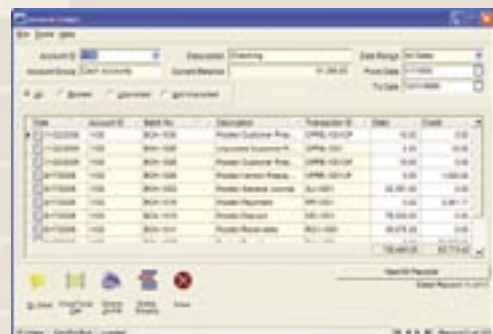
Fixed Asset Partial Feature List

Please feel free to contact us if you do not see one of your required features listed here.

- » Depreciation for the asset by groups.
- » Dispose the assets.
- » Transfer assets between other department, jobs, location.
- » Fixed asset journal transaction.
- » Depreciation history.
- » Acquire assets.
- » Revaluation for the assets.
- » Tracking the maintenance contract for assets.



8 General Ledger



Adept Financials .NET's General Ledger module combines the features of the most powerful ERP / accounting software available in the market with the ease-of-use of "off the shelf . You can set up Adept Financials .NET with a "Multi-Segmented"

General Ledger, allowing you to create different offices, divisions and other segmentation of your company and assessing their costs individually. This advanced feature is perfect for larger corporations who want the capability to keep track of how each operation affects the profitability of the company.



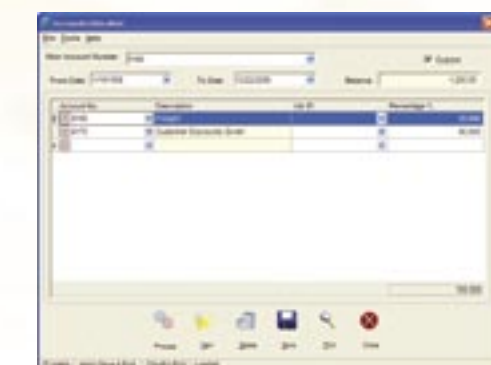
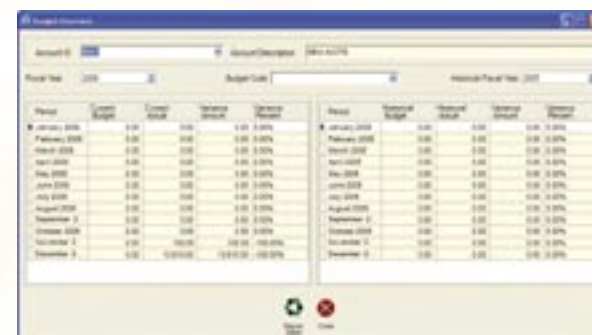
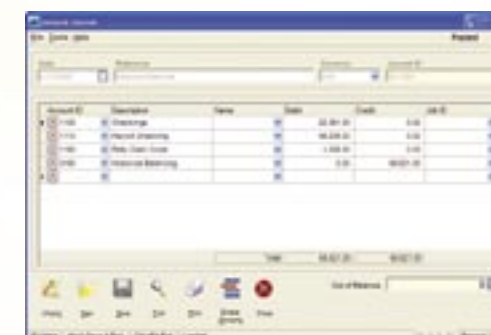
The initial setup of your General Ledger is very easy, largely due to the inclusion of a default chart of accounts and our General Ledger setup wizard. Once you start using the General Ledger, you will readily appreciate the "drill down" features of the General Ledger module, as it allows you to get to the details of your General Ledger

information with just a mouse click. Other General Ledger features include full budgeting, reoccurring transactions support and the ability to re-open closed periods.

General Ledger Partial Feature List

Please feel free to contact us if you do not see one of your required features listed here.

- » All transactions done throughout Adept.Net will be displayed in the General Ledger.
- » General Ledger segmentation can be used for Departments, Divisions, Regions, Cost Centers, etc.
- » A five type of budget can be created for each account in the Chart of Accounts for each month of the current year to keep close track of your numbers
- » multi level group of account
- » Allocation account (automatic / manual)
- » The General Journal form allows transactions to be entered that aren't specific to the Checkbook, Sales, Purchases and Inventory areas of the program
- » The Bank Reconciliation form displays account information, allowing the user to easily reconcile all bank and credit card accounts
- » Bank and Credit Card Account Lists allow a user to easily view bank and credit card accounts grouped together showing account balances



8 Inventory Control

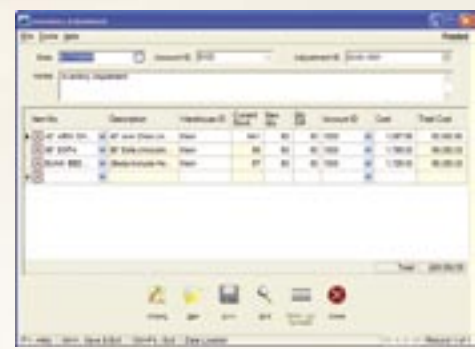


Adept Financials .NET's Inventory module gives you the ability to better manage your inventory, warehouses and component parts. It offers highly advanced pricing features that give you almost unlimited flexibility in pricing



your items. You can even charge a different price for each inventory item for every customer and Adept Financials .NET will still keep track of it for you. Adept Financials .NET can likewise handle the requirements of demanding "chain stores" that require their SKU number on each transaction document. For manufacturers, Adept Financials .NET has a complete "Build Assembly" feature that quickly turns your raw materials into finished product.

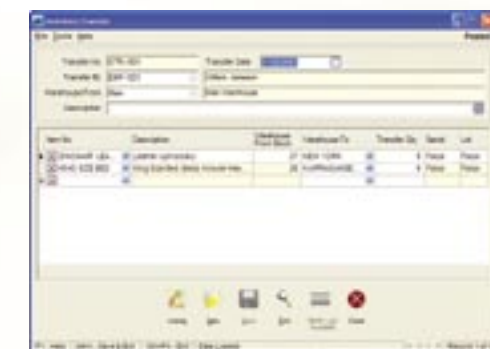
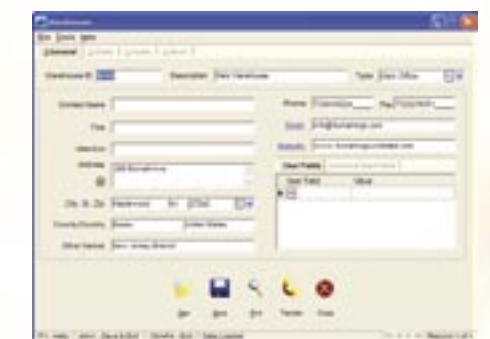
With the Adept Web .NET module, the inventory module becomes your Internet "back end," as adding items to your website is as easy as clicking a checkbox in the inventory screen. As you change Item information and pricing within the inventory module, you website is updated in real time! Imagine the sales & marketing benefits your company will be able to enjoy due to your ability to show customers new items minutes after they are available – not the weeks or even months it normally takes.



Inventory Control Partial Feature List

Please feel free to contact us if you do not see one of your required features listed here.

- » Quickly update quantities in stock using the Inventory Adjustment form
- » Advanced re-order reports gives you sales order history as well as stock information, allowing you to make informed buying decisions
- » The ability to track Royalties for each item in your inventory
- » Assembly function allows an inventory item to be created by assembling other inventory items
- » Special pricing for inventory items allows a special price to be offered for a specific item during a specific time period.
- » The ability to create an unlimited number of Warehouse locations where inventory items are bought, sold, and stored gives added control and flexibility over these products.
- » The ability to easily the transfer inventory from one Warehouse location to another
- » The ability to automatically generate UPC codes for new inventory items; You can manually choose the UPC code or have the system automatically assign the next value
- » True multi-warehouse support

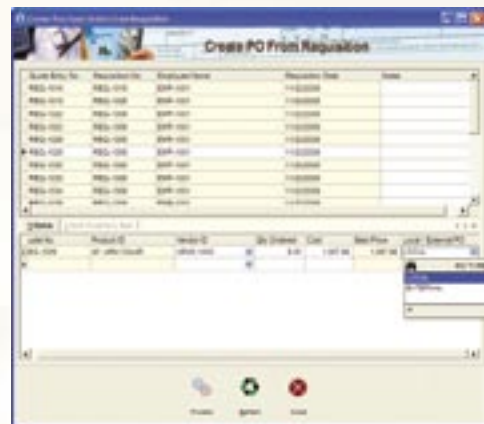
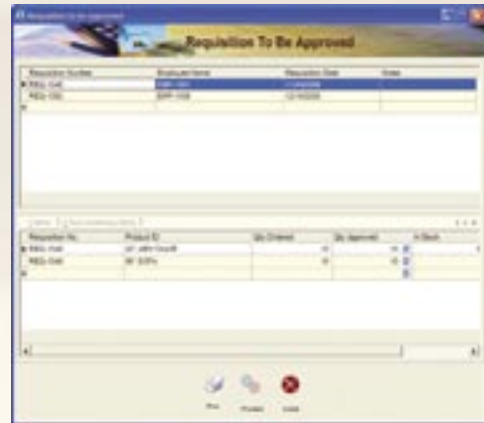


8 Local & External Purchase with LC Tracking

Take control of your inventory with Adept Financials .NET's Purchase Order module, which offers advanced features such as "Automatic Purchase Orders", "Split Receipts" and "Landed Cost calculated from open LC" to give your business a huge boost in profit.



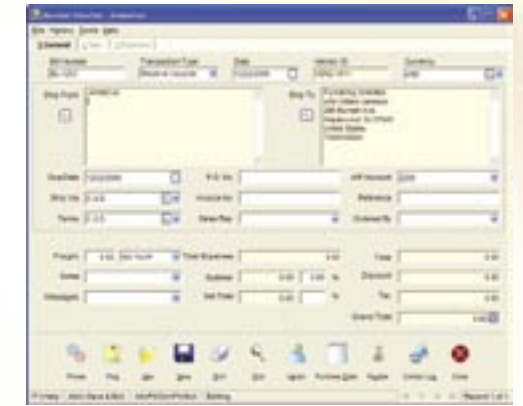
Adept Financials .NET features true multiple warehouse capability, so purchase orders can be issued, tracked and received for each warehouse. Adept Financials .NET even allows you to keep an unlimited number of alternate vendors for each of your items, allowing you to negotiate your best price.



Purchase Order Partial Feature List

Please feel free to contact us if you do not see one of your required features listed here.

- » Full requisition cycle with approval options
- » Vendor quotation entry to get the best price with bid analysis
- » Local Purchase order , External Purchase order with expecting landed cost
- » LC Tracking , LC Payment And expenses , External Bill
- » Local receive voucher , External receive voucher
- » Support partial receive items.
- » Advanced re-order reports gives you sales order history as well as stock information, allowing you to make informed buying decisions.
- » Assembly function allows an inventory item to be created by assembling other inventory items.
- » The ability to create an unlimited number of Warehouse locations where inventory items are bought, sold, and stored gives added control and flexibility over these products.
- » The ability to easily the transfer inventory from one Warehouse location to another.
- » Items can have a main Vendor and a unlimited number of Alternate vendors.
- » Reorder points and lead time values in inventory allows you to make informed buying decisions.



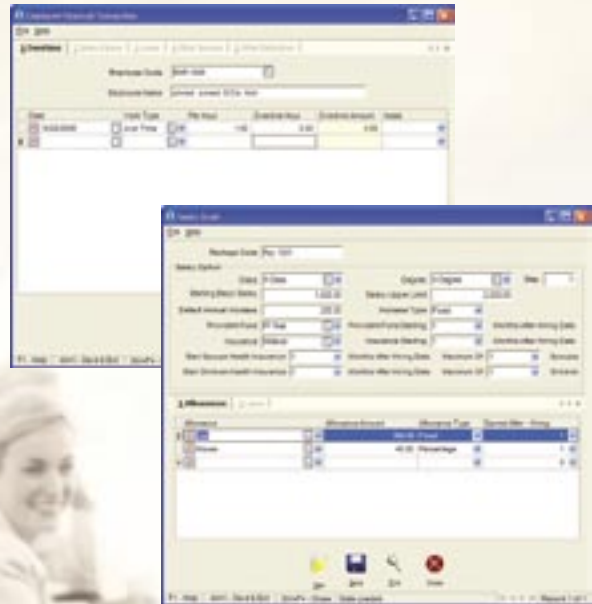
8 Personal and Payroll



The Adept.Net Accounts Payroll module contains numerous potent features that make managing your Payroll and employee related tasks easier than ever.

The Payroll modules features user-friendly screens to guide you through the payroll process.

Adept.NET® allows organizations to manage their payroll in the various countries with different payroll requirements, applying their local tax systems and rules. Organizations can administer their payroll solution across. Adept.NET® system has a long list of features including the handling of multiple bonuses, additional monthly pay, savings funds, health insurance, time attendance data and much more.



Personal and Payroll Partial Feature List

Please feel free to contact us if you do not see one of your required features listed here.

Enterprise Options

- Multi Company
- Multi Branch
- Multi Currency
- Tax profile per country
- User Defined Departments/Sections
- Cost Centers

Comprehensive Employee Card

- Comprehensive employee demographics
- Employee financial data
- Emergency contacts
- Previous employers
- Position control
- Attachments
- Skills
- Education & qualifications
- Family information (spouse, children and dependants)

Benefit & Deductions Management

- User defined allowances (fixed/percent)
- Unlimited types of benefits/deductions
- Continuous/temporary benefits /deductions
- Retroactive salary increase and adjustment

Transactions Management

- Record all types of employee transactions (Overtime/Leave/Vacations/Loans/Increase etc..)
- Mass transactions capabilities
- Post / unpost transactions
- Employee termination
- Service termination benefits
- Dues transactions

Salary Calculations

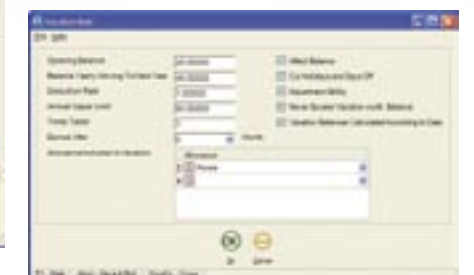
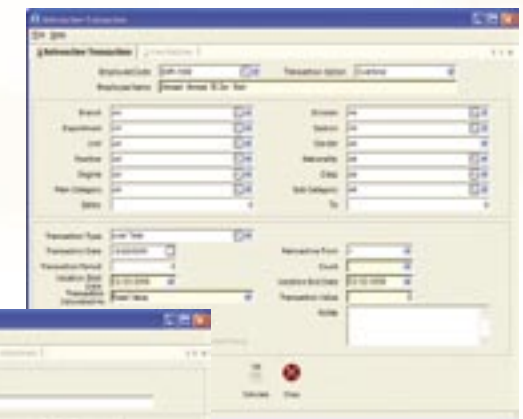
- Salary Scale
- Calculations Per Department/Section/Employee
- Handling 13, 14, up to 20 additional salaries.
- Fast Salaries Calculations
- Multiple Payment Method (Cash/Bank)

Health Insurance Management

- Capture Health Insurance Parameters (Fixed/Percent)
- Calculate Health Insurance Deductions

Reports

- Comprehensive payroll reports
- Personal Employees Reports
- Yearly, monthly salaried report per company, department, section and employee.
- System provides powerful inquiry screen for employee's information, transaction and salaries.
- Health Insurance



8 Point Of Sale



Manage Your Business with Adept POS

Now you can ring up sales without maintaining 2 separate programs with the new, fully-integrated point of sale module included in Adept.Net .

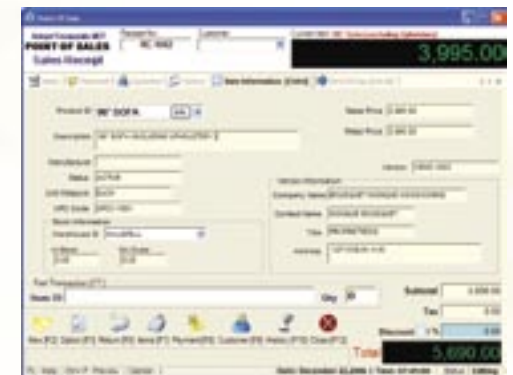
- Customer information that you access from you back office is now available at your retail sales counter.

- Give the best customer service by viewing real time inventory information.
- Manage stock by transferring inventory between locations as it is depleted.
- Increase your sales by suggesting accessories and other complementary products during checkout.
- Save time by entering point of sale transactions directly into your accounting data file instead of having to transfer it later.
- Set up your POS quickly because your inventory and sales people are already in your database so you're automatically ready to begin selling.
- Minimize training because the forms and layout are designed in the Adept.Net style.
- Cash register track

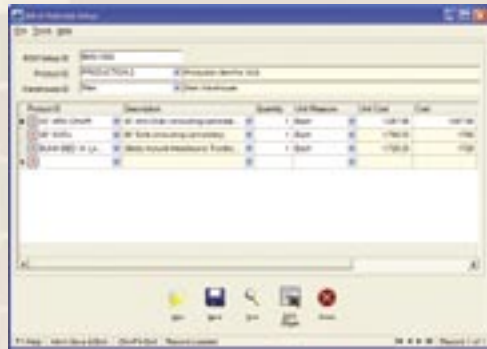


Grow Your Business

You'll be able to easily analyze your retail data using the powerful reporting and accounting tools in Image Premier. Find out what products are your biggest sellers, what time of day is the busiest and which salespeople are the most productive, all without re-entering any data. You'll also be providing real-time inventory availability information so your employees and customers are never in the dark, especially when they're ready to make a purchase.

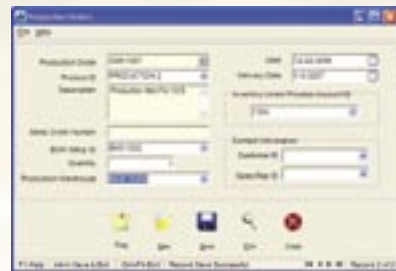
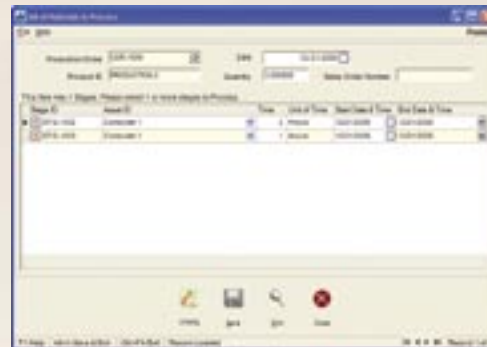


8 Production



Adept Financials .NET's production Module contains myriads of stunning features, giving you the ability to taper down your order process and better manage your inventory and your production cycle. The production module permits full control over all planning and

production control activities including formula management, routings, MRP, MPS, WIP accounting and shop floor control. Adept.net supports both work order-based manufacturing and continuous batch environments



A key success factor for many process manufacturers is knowing the quality characteristics of finished goods at various stages in their life cycle. Adept.net Process is designed to track and maintain quality specifications and test results for raw materials, intermediates and

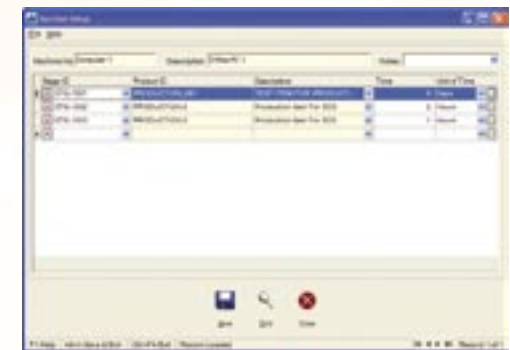
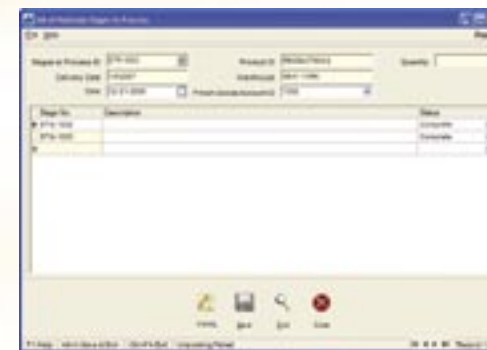
finished goods. It tracks material quality from procurement and production – all the way to the customer. As batch production runs of finished goods are completed, test results are recorded and maintained together with production history.



Production Partial Feature List

Please feel free to contact us if you do not see one of your required features listed here.

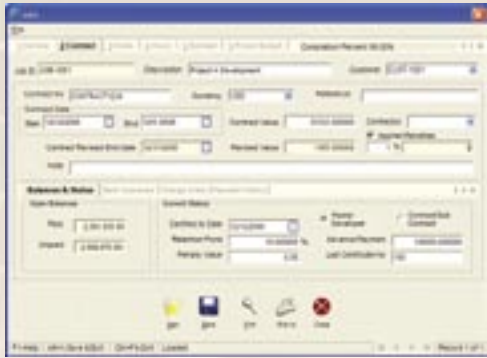
- » Bill of materials
- » Row Material
- » By product
- » Fixed
- » Production stage
- » Production tracking
- » Machine Setup
- » Production work orders
- » Production process
- » Stage process
- » Production Audit
 - » Adjust actual production quantity output
 - » Change product quality level
 - » Reclaim unused materials
- » Manufacturing resource planning (MRP)
- » Production Routing
- » Production forecasts



8 Project Management

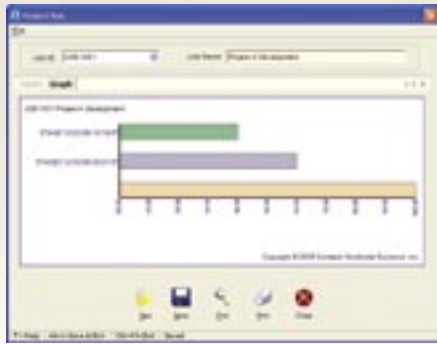
Manage Your Business

Track costs and revenues for each project in an organized, incisive way. The Job Costing tracker gives you simple tools to attach multiple transactions to one Job while using all of the same order entry tools used elsewhere in the program so there is almost no additional training required.



Grow Your Business

Commodity and labor costs can change dramatically through the course of a large job, so naturally you need a solution that allows you to view and manage your costs in real time with just a few clicks of the mouse. You'll have instant access to information on Job progress and profitability so you'll be well-informed and ready to submit a quote for your next Job.



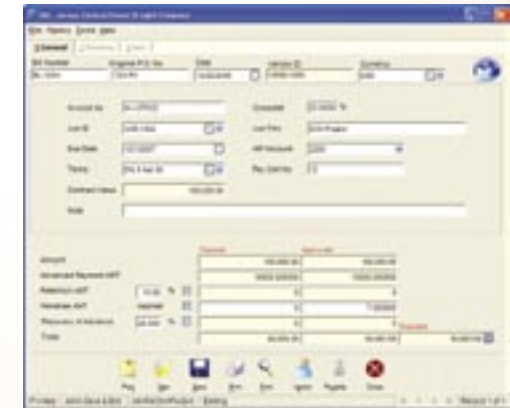
Job	Description	Amount	Unit	Rate	Total
Job 1	Material	100	100	1.00	100.00
Job 2	Labor	200	200	1.00	200.00
Job 3	Equipment	50	50	1.00	50.00



Project Management Partial Feature List

Please feel free to contact us if you do not see one of your required features listed here.

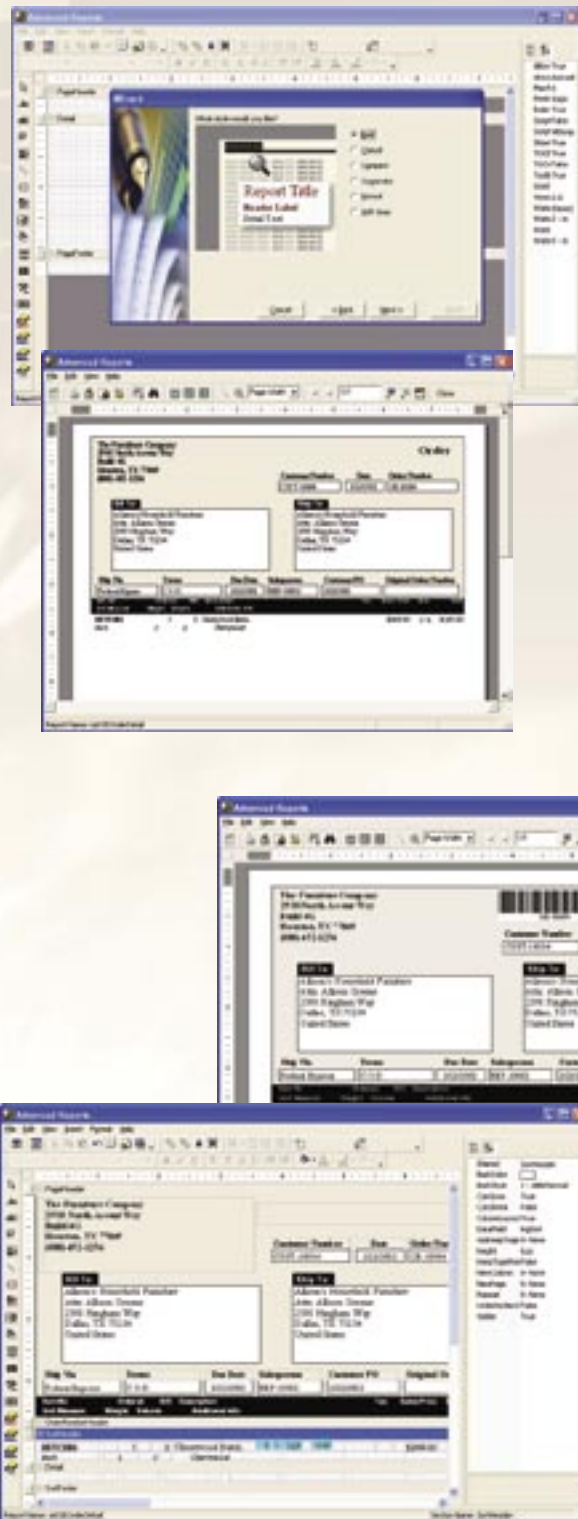
- » Job / project details
- » Contract details
- » Revised value for the contract
- » Contract revised end date
- » Advanced payment
- » Tracking certificates No & dates
- » Retention fund
- » Completion percent
- » Tracking the bank guarantee
- » Tracking the change on order
- » Tracking the payment history
- » Penalties applied
- » Estimated & Budget for the job
- » Inventory issues for job
- » Inventory RMA for job
- » Inventory transfer between different jobs
- » Job project
- » Project plan
- » Job/project Billing (Master developer)
- » Job/project invoicing (contractors / subcontractor)



Job	Contract	Value	Start	End	Status
Job 1	Contract 1	1000	2000-01-01	2000-12-31	Active
Job 2	Contract 2	2000	2000-01-01	2000-12-31	Completed

Job	Description	Quantity	Unit	Rate	Total
Job 1	Material	100	100	1.00	100.00
Job 2	Labor	200	200	1.00	200.00
Job 3	Equipment	50	50	1.00	50.00

8 Report Manager



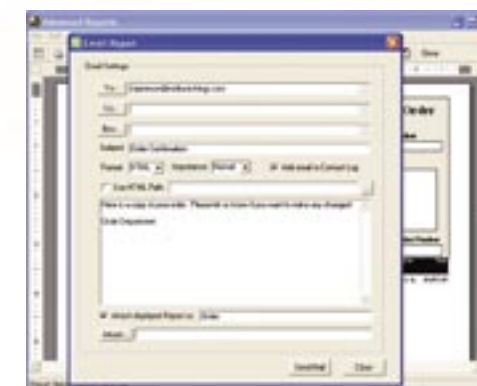
Because every business operates differently, the reporting needs are different too. In addition to the hundreds of default reports, Adept Financials .NET includes a full-featured report writer. With the Adept Financials .NET report writer, you can edit the default reports and new custom reports as your reporting needs grow and change. From the simplest to the most complex reports, the Advanced Reports has advanced features that will assist you in designing, creating and modifying these reports.

Report Manager Partial Feature List

Please feel free to contact us if you do not see one of your required features listed here.

- » Easy to use "Access Like" report designer tool
- » The Ability to quickly and easily add barcodes to all your reports. The following barcode types are supported :
 - » Ansi39 ANSI 3 of 9 (Code 39)
 - » Ansi39X ANSI Extended 3 of 9 (Extended Code 39)
 - » Code_2_of_5 2 of 5 uses only numbers
 - » Code25intlv Interleaved 2 of 5 uses only numbers
 - » Code25mat 25 Matrix
 - » Code39 Code 39 uses numbers, % * \$ / . , - + , and upper case.
 - » Code39x Extended Code 39 uses the complete ASCII character set
 - » Code_128_A 128 A uses control characters, numbers, punctuation, and upper case
 - » Code_128_B 128 B uses punctuation, numbers, upper case, and lower case
 - » Code_128_C 128 C uses only numbers
 - » Code_128auto 128 Auto uses complete ASCII character set
 - » Code93 Code 93 uses uppercase, % \$ * / , + -, and numbers
 - » Code93x Extended Code 93 uses the complete ASCII character set
 - » MSI MSI Code uses only numbers
 - » PostNet PostNet uses only numbers with a check digit
 - » Codabar Codabar uses A B C D + - : , / and numbers
 - » EAN_8 EAN-8 uses only numbers (7 numbers and a check digit)
 - » EAN_13 EAN-13 uses only numbers (12 numbers and a check digit)
 - » UPC_A UPC-A uses only numbers (11 numbers and a check digit)
 - » UPC_E0 UPC-E0 uses only Numbers
 - » UPC_E1 UPC-E1 uses only numbers.
 - » RM4SCC Royal Mail RM4SCC uses only letters and numbers (with a check digit)
 - » UCCEAN128 UCC/EAN -128 uses the complete ASCII character Set
- » The Ability to immediately share your report with other users in your company (May also be secured)
- » Reports are stored with your data and are not lost as you upgrade from version to version.
- » Reports can be exported as :
 - » Word Documents
 - » Excel files
 - » HTML
 - » Rich Text Format
 - » TIFF Format
 - » ASCII Text
 - » Adobe Acrobat (PDF)documents
- » Conditional statements can be placed in the report allow certain sections to be skipped when the specified conditions are met.
- » Fields can be defined that allow complex calculations.
- » Graphics can be defined such as lines, boxes, and expanded print.
- » Fonts can be changed or printed in bold or italics.
- » Horizontal and vertical paging ability for reports when displayed to the screen.
- » Multi-dimensional database format makes information easy to retrieve.
- » Users can incorporate page layouts, and two-pass logic into reports for sophisticated reporting.
- » Records can be displayed as a single record per page or multiple records per page.

Advanced Reports also allows a multitude of subtotal, detail, grand total sections and pagination. Headers and footers can be placed in reports as well.



The Advanced Reports not only gives you complete and comprehensive reports of your data, but also makes designing those reports very easy and simple to use.

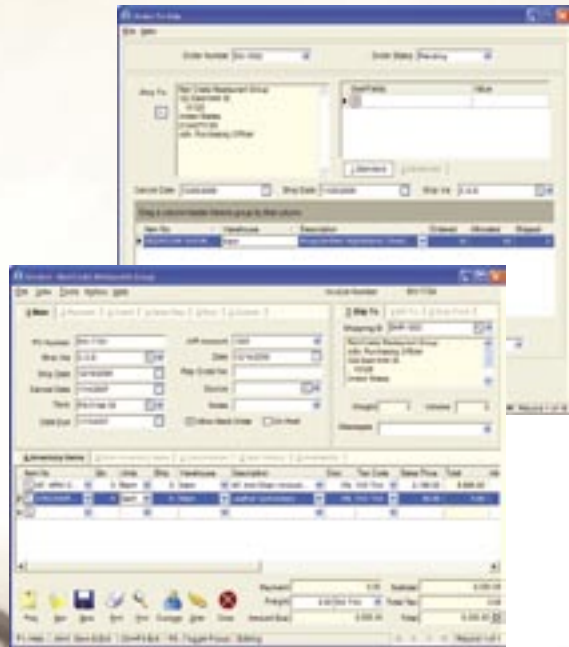
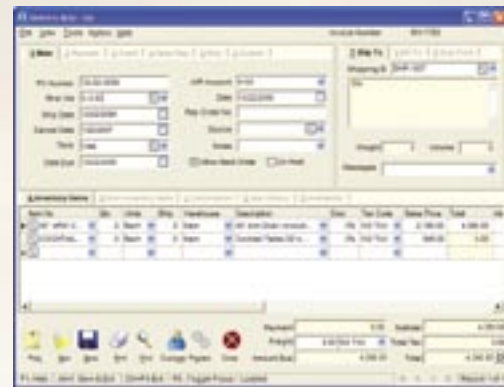


8 Sales Order



Adept Financials .NET's Sales Order Module contains myriads of stunning features, giving you the ability to taper down your order process and better manage your inventory. Adept Financials .NET showcases true multiple warehouse capability that allows you to quickly view stock, committed, allocated and on purchase quantities for each warehouse. This data can quickly be "drilled down," allowing

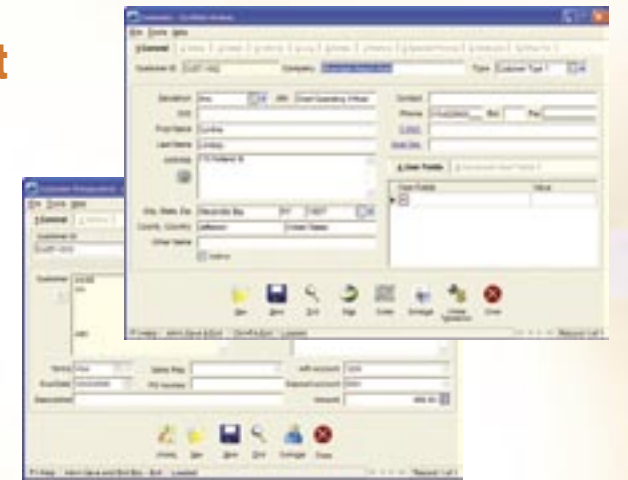
you to answer questions like "Which customers have I allocated this product to and what is the ship date?" or "When is more of this item due to arrive?" without having to leave the Sales Order screen! Adept Financials .NET can even work with the online data of a leading credit agency, aside from giving you live, up to date credit information (separate membership fee required) at the time of Sales Order, thereby alerting your staff of credit risk accounts BEFORE you take their order.



Sales Order Partial Feature List

Please feel free to contact us if you do not see one of your required features listed here.

- » Ability to have multiple "Ship To" addresses for customers, including a one-time option
- » Ability to have multiple "delivery notes"» to process tone invoice Generate quotes / order / delivery notes / invoices in multiple currencies.
- » The ability to put customers on Credit Hold.
- » Inventory descriptions can contain up to 32,000 characters of text - with spell check!
- » Assign "source" codes to customers / orders / invoices to track advertising / promotions / trade show performance.
- » Flexible Pricing Options
 - » Negotiated prices with individual customers for particular items - for a period of time
 - » Up to 20 user defined pricing levels
 - » The last price paid
 - » Price quotations
 - » The quantity ordered of the item
 - » % Markup of Cost
 - » % Margin from Cost
 - » % Customer Discount
 - » % Percent can be different for different items on sales order or invoice.
 - » Sale Prices - with beginning and expire dates
- » Ability to password protect customer sales price in order / invoice
- » Flexible Commission Options
 - » Default Sales Person Commission
 - » Special Customer Commission
 - » Special Commissions by Item / Quantity Ordered or Selling Price
 - » Negotiated Commissions
 - » Manual Commissions
 - » Split Commissions
- » Assign sales person's order number to quote/order/invoice
- » Copy previous sales order or invoice to new sales order or invoice
- » Use Company Logos on picking ticket / packing list / sales order / quotation / invoice
- » Assign "source" codes to customers / orders / invoices to track advertising / promotions / trade show performance.
- » Ability to "allocate" items
- » Real time stock details
- » Lookup warehouse stock details during order / invoicing
- » Multiple "Units of Measure" per inventory item
- » Change "Units of Measure" during quotes / order / invoices
- » Ability to view customer history and phone log during quotes / order / invoices
- » Edit customer information without leaving order / invoice
- » Add / edit inventory information without leaving order / invoice
- » Unlimited line items per order / invoice
- » Create "misc" charges within order / invoice
- » Unlimited User Defined fields in quotes / orders / invoices / customers
- » Use Company Logos on picking ticket / packing list / sales order / quotation / invoice



- » Display customer notes during quotes / order / invoices
- » Multiple "Ship From" ID's to accommodate drop ship vendors and multiple warehouses
- » "Cancel Date" to indicate last date that customer is willing to accept shipment
- » Adjust employee commissions, including split commissions, on Sales Order screen
- » Multiple views available for line item entries
- » Supports "drop ship's".
- » Supports "ship from" locations.
- » E.D.I. support via 3rd party software
- » Prepayments by credit card, cash or check.
- » User defined or auto generated numbering (customer id, order #, invoice #, etc.)
- » Can change id numbers at any time - will update all corresponding transactions
- » Ability to convert an Order into an Invoice or Purchase Order in a single step
- » "Duplicate Order" button for customers placing an order identical to a previous order
- » Ability to print an in-house message on Picking ticket for warehouse employees
- » Multiple form options for printing: Order, Back Order, Picking, Packing, and more
- » Maintain Orders feature allows orders to be modified after they have been entered but before they are shipped.
- » Back Order features allow you to promise shipment of an item if it is not in your inventory but is currently being shipped to your company.
- » Barcodes on Picking Ticket form for quick entry into UPS World Ship
- » Support for cartons / pallets / cube / weight on order / invoice
- » Prospects can be tracked, then converted to a Customer contact with a mouse click
- » View Order History and Credit information right with the in Sales Order & Invoicing screens.
- » Remote Sales Order allows you to take orders at remote locations and trade shows.
- » Order Status Codes allows you to control your fulfillment process.
- » ShipRush - UPS & FedEx integration with optional module.
- » Bill of materials
- » RMA Returns and Credit Memo's
- » Ability to post individual transactions - or in a batch
- » Ability to preview General Ledger entries - before posting